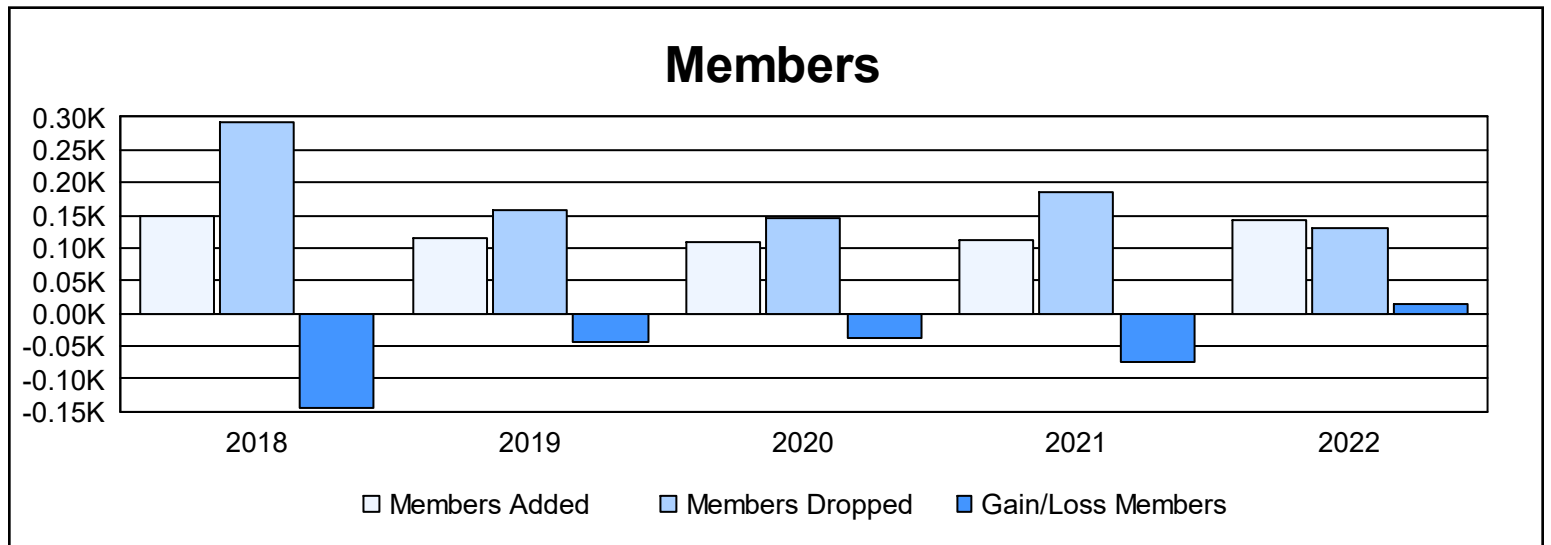
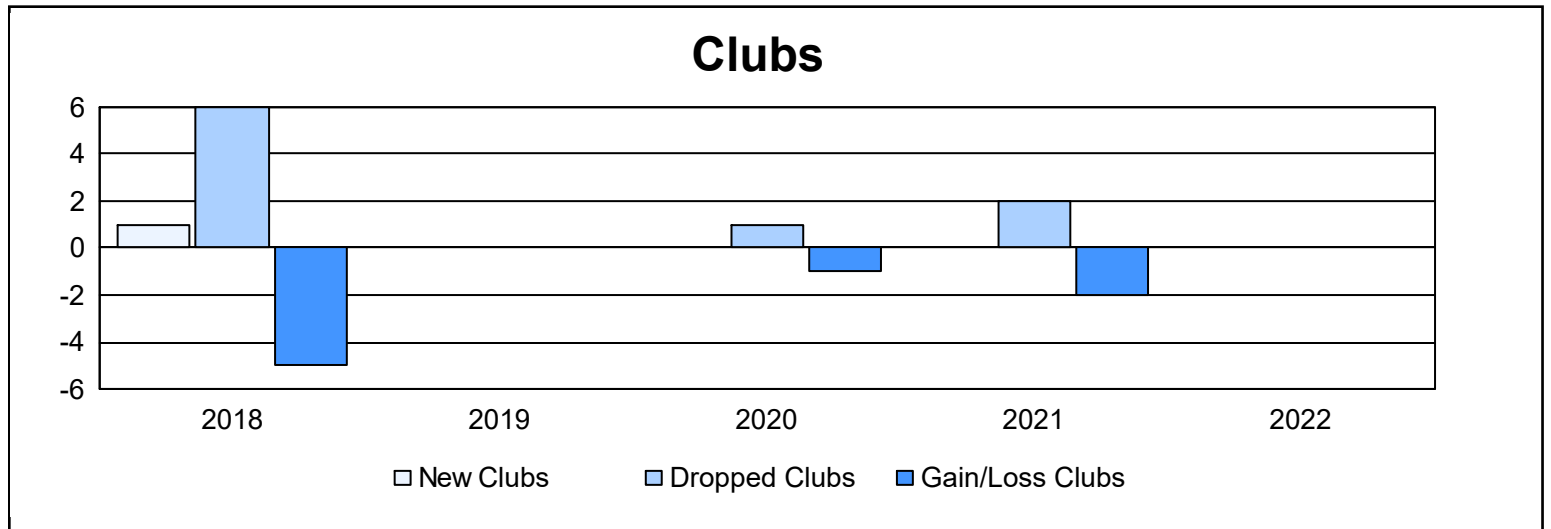
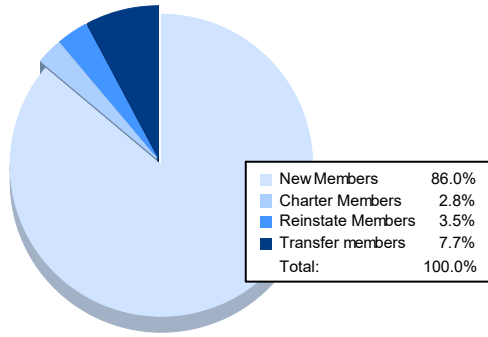


| Year | New Clubs | Dropped Clubs | Gain/ Loss Clubs | New Members | Charter Members | Reinstate Members | Transfer Members | Total Member Added | Total Members Dropped | Gain/ Loss Members |
|----------------|-----------|---------------|------------------|-------------|-----------------|-------------------|------------------|--------------------|-----------------------|--------------------|
| 2017-2018 | 1 | 6 | -5 | 94 | 27 | 5 | 24 | 150 | 293 | -143 |
| 2018-2019 | 0 | 0 | 0 | 99 | 5 | 8 | 3 | 115 | 159 | -44 |
| 2019-2020 | 0 | 1 | -1 | 103 | 2 | 1 | 2 | 108 | 147 | -39 |
| 2020-2021 | 0 | 2 | -2 | 81 | 3 | 2 | 25 | 111 | 185 | -74 |
| 2021-2022 | 0 | 0 | 0 | 123 | 4 | 5 | 11 | 143 | 130 | 13 |
| Average | 0 | 2 | -2 | 100 | 8 | 4 | 13 | 125 | 183 | -57 |



Membership Composition June 2022 Cumulative



Gender Composition June 2022 Cumulative

